

ASSEMBLY INSTRUCTIONS

A. Seat x 1




B. Salver x 1



C. Base x 1



D. Gaslift x 1



E. Wheels x 5



F. Screws x 4 (M6 x 20)



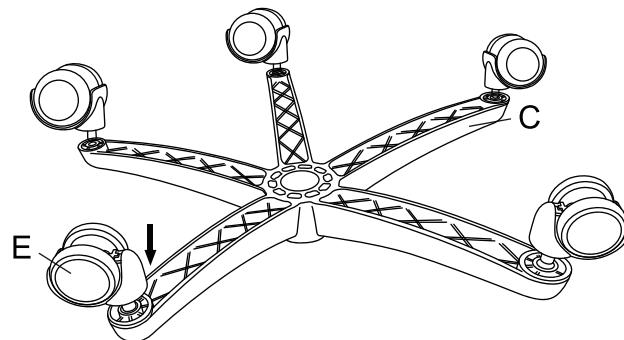
G. Flat washers x 4 (M6 x 16)



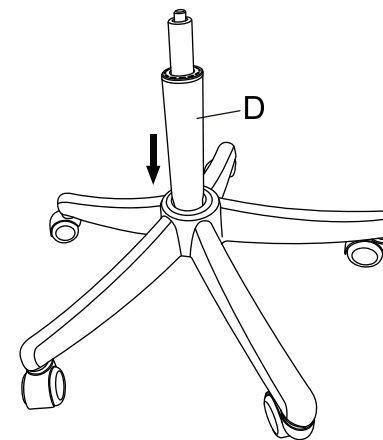
H. Lock washers x 4 M6



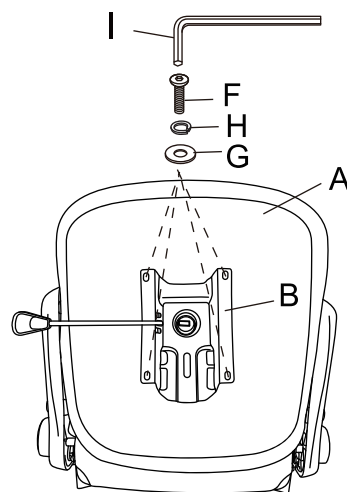
I. Hex key x 1



1



2



3



4

Remark: First fix screws lightly by hand and at the end of the assembly fasten the screws firmly with tools.